


Photometric Report for each Light Engine used in double configuration



Light Output Ratio:	80.6%	
Luminaire Power:	8.83 W	
SHR Nominal:	0.00	Calculated using the TM5
SHR Maximum:	0.30	fine grid method.

C Range: 0 - 360DEG
C Interval: For a lens beam angle of 24°
Test Speed: HIGH
Temperature: 77.54 °F
Operators: zoe
Test Date: 2024-8-15

γ Range: 0 - 180DEG
γ Interval: 1.0DEG
Test System: EVERFINE GO-SPEX500_V1 SYSTEM V2.00.461
Humidity: 65.0%
Test Distance: 124.409" [K=1.0000]
Remarks: LAMP: BXRH-30G10T0-G-83 Ra: 90
LENS: PM-1084A 24R
NO DRIVER: 500mA
30minutes warm-up

LUMINOUS INTENSITY DISTRIBUTION DIAGRAM

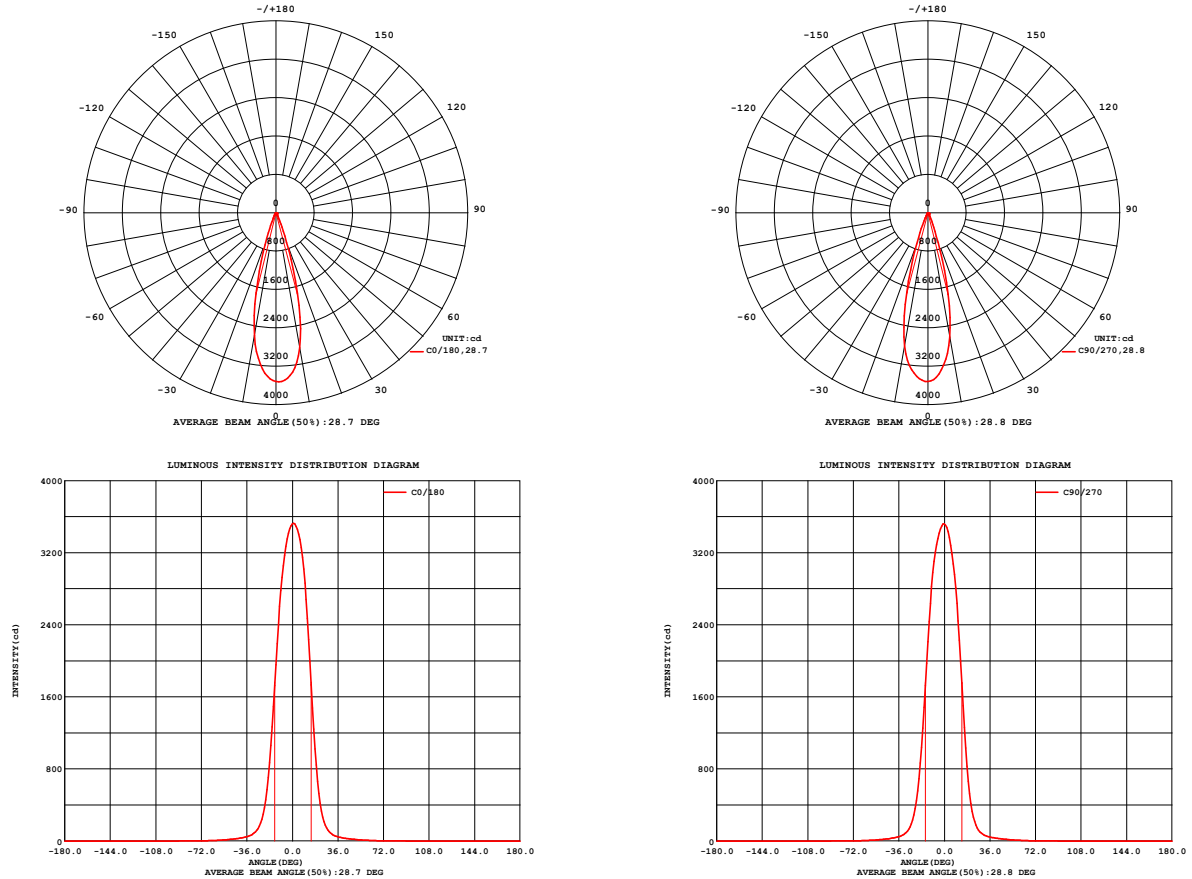


Fig. C0/C180

Fig. C90/C270

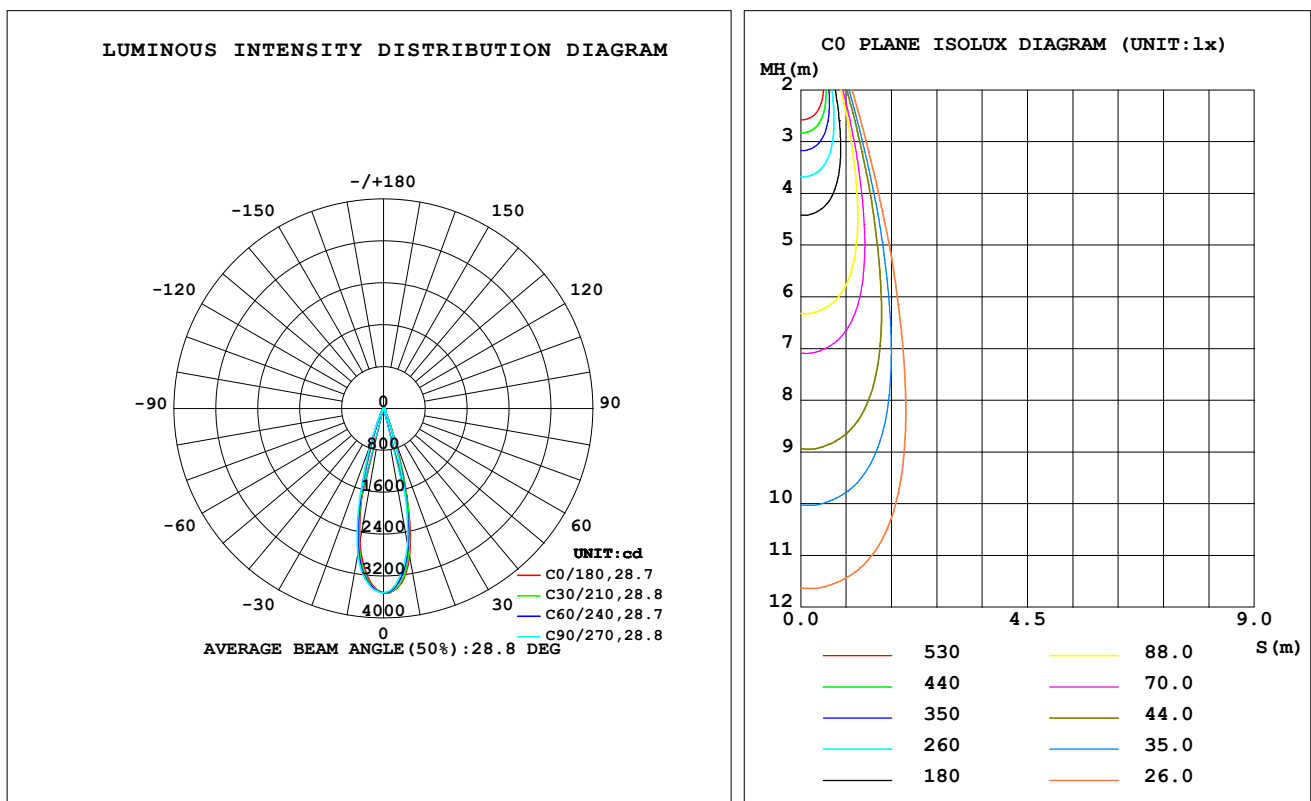
C Range: 0 - 360DEG
C Interval: For a lens beam angle of 24°
Test Speed: HIGH
Temperature: 77.54 °F
Operators: zoe
Test Date: 2024-8-15

γ Range: 0 - 180DEG
γ Interval: 1.0DEG
Test System: EVERFINE GO-SPEX500_V1 SYSTEM V2.00.461
Humidity: 65.0%
Test Distance: 124.409" [K=1.0000]
Remarks: LAMP: BXRH-30G10T0-G-83 Ra: 90
LENS: PM-1084A 24R
NO DRIVER: 500mA
30minutes warm-up

LUMINAIRE PHOTOMETRIC TEST REPORT

Test:U:17.659V I:0.5000A P:8.8295W PF:1.0000 Freq:49.99Hz Lamp Flux:1124.6x1 lm		
NAME: CTL-M-1.5-30K-24-RC-FX-TF-OP	TYPE:	WEIGHT:
SPEC.: 3000K	DIM.:	SERIAL No.: 2408151136
MFR.: MERCURY LIGHTING	SUR.: 0.001256m2	Shielding Angle:

DATA OF LAMP		PHOTOMETRIC DATA Eff: 102.72 lm/W			
MODEL	Brideglux	I _{max} (cd)	3525	S/MH (C0/180)	0.44
NOMINAL POWER (W)	9	LOR (%)	80.6	S/MH (C90/270)	0.46
RATED VOLTAGE (V)	18	TOTAL FLUX (lm)	906.96	☒ UP, DN (C0-180)	0.0, 39.1
NOMINAL FLUX (lm)	1124.6	CIE CLASS	DIRECT	☒ UP, DN (C180-360)	0.0, 41.5
LAMPS INSIDE	1	☒ up (%)	0.0	CIBSE SHR NOM	0.00
TEST VOLTAGE (V)	18	☒ down (%)	80.6	CIBSE SHR MAX	0.30



C Range: 0 - 360DEG

C Interval: For a lens beam angle of 24°

Test Speed: HIGH

Temperature: 77.54 °F

Operators: zoe

Test Date: 2024-8-15

γ Range: 0 - 180DEG

γ Interval: 1.0DEG

Test System: EVERFINE GO-SPEX500_V1 SYSTEM V2.00.461

Humidity: 65.0%

Test Distance: 124.409" [K=1.0000]

Remarks: LAMP: BXRH-30G10T0-G-83 Ra: 90

LENS: PM-1084A 24R

NO DRIVER: 500mA

30minutes warm-up

ZONAL FLUX DIAGRAM

ZONAL FLUX DIAGRAM:

°	C0	C45	C90	C135	C180	C225	C270	C315	°	zone	total	%lum,lamp
10	2863	2750	2638	2569	2605	2724	2821	2880	0- 10	299.4	299.4	33,26.6
20	662.3	572.2	525.4	523.6	568.6	632.8	691.1	712.3	10- 20	429.1	728.4	80.3,64.8
30	92.01	78.99	78.40	85.17	88.83	89.94	93.03	97.87	20- 30	110.0	838.4	92.4,74.6
40	33.90	33.34	33.64	35.05	35.48	35.31	34.88	34.43	30- 40	33.47	871.9	96.1,77.5
50	16.62	16.83	16.68	16.42	16.46	16.41	15.98	16.15	40- 50	18.63	890.5	98.2,79.2
60	7.209	7.283	7.336	7.188	7.077	7.076	7.022	7.060	50- 60	9.949	900.5	99.3,80.1
70	2.389	2.424	2.454	2.426	2.384	2.341	2.331	2.345	60- 70	4.408	904.9	99.8,80.5
80	0.8900	0.8981	0.9193	0.8916	0.8775	0.8537	0.8623	0.8638	70- 80	1.655	906.5	100,80.6
90	0	0	0	0	0	0	0	0	80- 90	0.4286	907.0	100,80.6
100	0	0	0	0	0	0	0	0	90-100	0	907.0	100,80.6
110	0	0	0	0	0	0	0	0	100-110	0	907.0	100,80.6
120	0	0	0	0	0	0	0	0	110-120	0	907.0	100,80.6
130	0	0	0	0	0	0	0	0	120-130	0	907.0	100,80.6
140	0	0	0	0	0	0	0	0	130-140	0	907.0	100,80.6
150	0	0	0	0	0	0	0	0	140-150	0	907.0	100,80.6
160	0	0	0	0	0	0	0	0	150-160	0	907.0	100,80.6
170	0	0	0	0	0	0	0	0	160-170	0	907.0	100,80.6
180	0	0	0	0	0	0	0	0	170-180	0	907.0	100,80.6
DEG	LUMINOUS INTENSITY:cd									UNIT:lm		

C Range: 0 - 360DEG

C Interval: For a lens beam angle of 24°

Test Speed: HIGH

Temperature:77.54 ° F

Operators:zoe

Test Date:2024-8-15

γ Range: 0 - 180DEG

γ Interval: 1.0DEG

Test System:EVERFINE GO-SPEX500_V1 SYSTEM V2.00.461

Humidity:65.0%

Test Distance:124.409" [K=1.0000]

Remarks: LAMP:BXRH-30G10T0-G-83 Ra:90

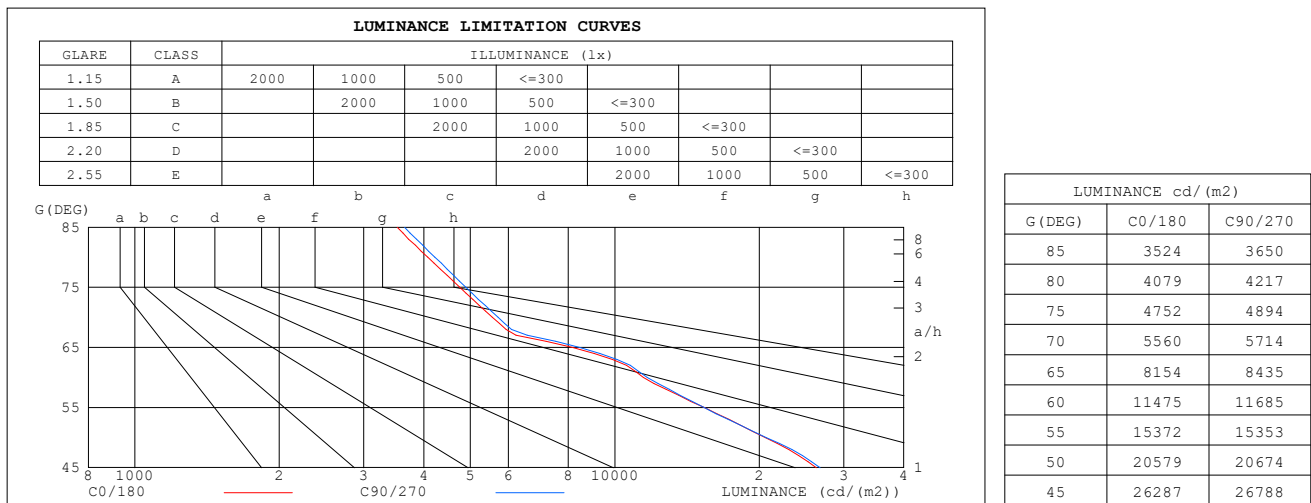
LENS:PM-1084A 24R

NO DRIVER:500mA

30minutes warm-up

LUMINANCE LIMITATION CURVES

Test:U:17.659V I:0.5000A P:8.8295W PF:1.0000 Freq:49.99Hz Lamp Flux:1124.6x1 lm		
NAME: CTL-M-1.5-30K-24-RC-FX-TF-OP	TYPE:	WEIGHT:
SPEC.: 3000K	DIM.:	SERIAL No.: 2408151136
MFR.: MERCURY LIGHTING	SUR.: 0.001256m2	Shielding Angle:



C Range: 0 - 360DEG

C Interval: For a lens beam angle of 24°

Test Speed: HIGH

Temperature: 77.54 °F

Operators: zoe

Test Date: 2024-8-15

γ Range: 0 - 180DEG

γ Interval: 1.0DEG

Test System: EVERFINE GO-SPEX500_V1 SYSTEM V2.00.461

Humidity: 65.0%

Test Distance: 124.409" [K=1.0000]

Remarks: LAMP: BXRH-30G10T0-G-83 Ra: 90

LENS: PM-1084A 24R

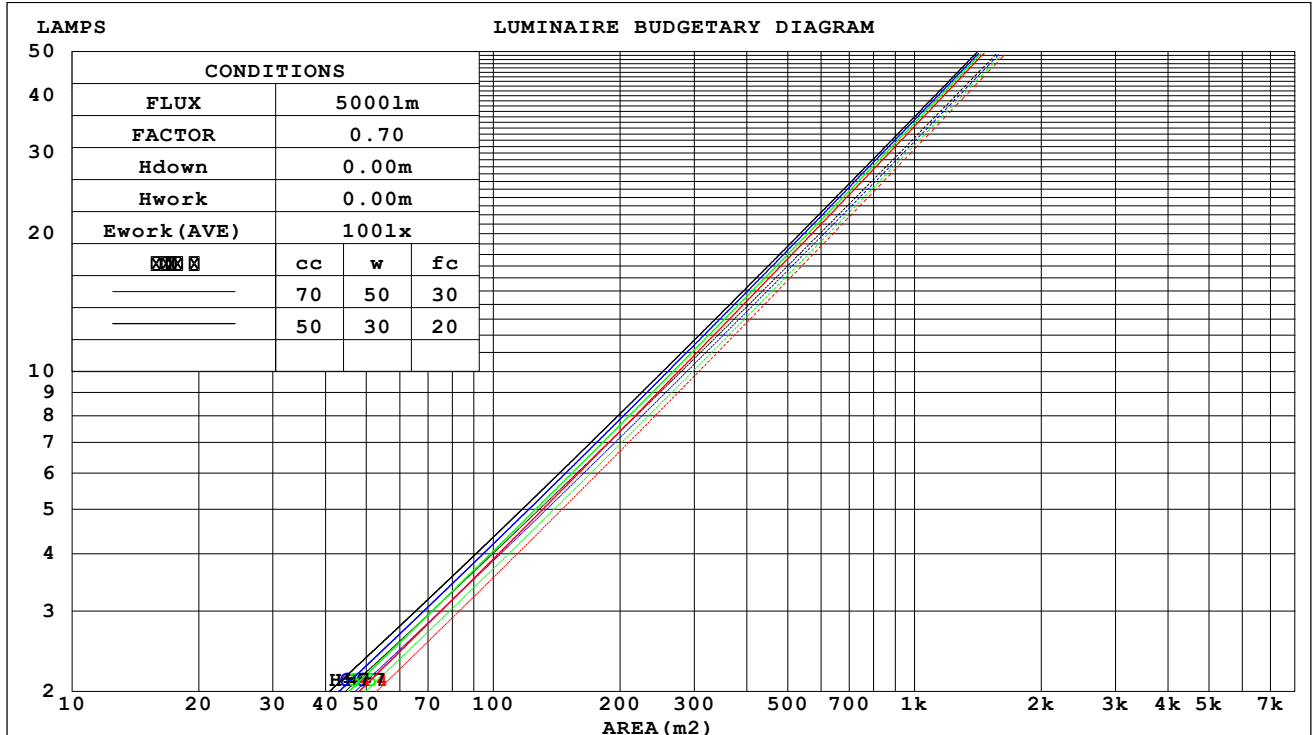
NO DRIVER: 500mA

30minutes warm-up

CU AND LUMINAIRE BUDGETARY ESTIMATE DIAGRAM

Test:U:17.659V I:0.5000A P:8.8295W PF:1.0000 Freq:49.99Hz Lamp Flux:1124.6x1 lm		
NAME: CTL-M-1.5-30K-24-RC-FX-TF-OP	TYPE:	WEIGHT:
SPEC.: 3000K	DIM.:	SERIAL No.: 2408151136
MFR.: MERCURY LIGHTING	SUR.: 0.001256m2	Shielding Angle:

cc	80%			70%			50%			30%			10%			0
w	50%	30%	10%	50%	30%	10%	50%	30%	10%	50%	30%	10%	50%	30%	10%	0
fc	20%			20%			20%			20%			20%			0
RCR	RCR:Room Cavity Ratio															



C Range: 0 - 360DEG

C Interval: For a lens beam angle of 24°

Test Speed: HIGH

Temperature: 77.54 °F

Operators: zoe

Test Date: 2024-8-15

γ Range: 0 - 180DEG

γ Interval: 1.0DEG

Test System: EVERFINE GO-SPEX500_V1 SYSTEM V2.00.461

Humidity: 65.0%

Test Distance: 124.409" [K=1.0000]

Remarks: LAMP: BXRH-30G10T0-G-83 Ra: 90

LENS: PM-1084A 24R

NO DRIVER: 500mA

30minutes warm-up

WEC AND CCEC

Test:U:17.659V I:0.5000A P:8.8295W PF:1.0000 Freq:49.99Hz Lamp Flux:1124.6x1 lm		
NAME: CTL-M-1.5-30K-24-RC-FX-TF-OP	TYPE:	WEIGHT:
SPEC.: 3000K	DIM.:	SERIAL No.: 2408151136
MFR.: MERCURY LIGHTING	SUR.: 0.001256m2	Shielding Angle:

cc	80%			70%			50%			30%			10%			0
w	50%	30%	10%	50%	30%	10%	50%	30%	10%	50%	30%	10%	50%	30%	10%	0
fc	20%			20%			20%			20%			20%			0
RCR	RCR:Room Cavity Ratio						Wall Exitance Coefficients(WEC)									
0.0																
1.0	.115	.065	.021	.109	.062	.020	.099	.057	.018	.090	.052	.017	.081	.047	.015	
2.0	.106	.058	.018	.102	.056	.017	.094	.052	.016	.086	.048	.015	.079	.045	.014	
3.0	.099	.053	.016	.096	.051	.015	.089	.048	.015	.082	.045	.014	.076	.042	.013	
4.0	.093	.048	.014	.090	.047	.014	.084	.045	.013	.079	.042	.013	.074	.040	.012	
5.0	.088	.045	.013	.085	.044	.013	.080	.042	.012	.075	.040	.012	.071	.038	.011	
6.0	.083	.041	.012	.080	.041	.012	.076	.039	.011	.072	.037	.011	.068	.036	.011	
7.0	.078	.039	.011	.076	.038	.011	.073	.037	.011	.069	.035	.010	.066	.034	.010	
8.0	.075	.036	.010	.073	.036	.010	.070	.035	.010	.067	.034	.010	.064	.033	.010	
9.0	.071	.034	.010	.070	.034	.010	.067	.033	.009	.064	.032	.009	.062	.031	.009	
10.0	.068	.033	.009	.067	.032	.009	.064	.031	.009	.062	.031	.009	.060	.030	.009	

cc	80%			70%			50%			30%			10%			0
w	50%	30%	10%	50%	30%	10%	50%	30%	10%	50%	30%	10%	50%	30%	10%	0
fc	20%			20%			20%			20%			20%			0
RCR	RCR:Room Cavity Ratio						Ceiling Cavity Exitance Coefficients(CCEC)									
0.0	.154	.154	.154	.131	.131	.131	.090	.090	.090	.051	.051	.051	.016	.016	.016	
1.0	.136	.127	.119	.116	.109	.102	.080	.075	.071	.046	.043	.041	.015	.014	.013	
2.0	.122	.107	.095	.104	.092	.082	.071	.064	.057	.041	.037	.033	.013	.012	.011	
3.0	.110	.091	.077	.094	.079	.066	.065	.055	.047	.037	.032	.027	.012	.010	.009	
4.0	.100	.079	.063	.086	.068	.055	.059	.048	.039	.034	.028	.023	.011	.009	.008	
5.0	.091	.069	.053	.079	.060	.046	.054	.042	.032	.031	.025	.019	.010	.008	.006	
6.0	.084	.061	.044	.073	.053	.039	.050	.037	.027	.029	.022	.016	.009	.007	.005	
7.0	.078	.055	.038	.067	.047	.033	.047	.033	.023	.027	.020	.014	.009	.006	.005	
8.0	.073	.049	.033	.063	.043	.029	.044	.030	.020	.025	.018	.012	.008	.006	.004	
9.0	.068	.045	.028	.059	.039	.025	.041	.027	.018	.024	.016	.011	.008	.005	.003	
10.0	.065	.041	.025	.056	.035	.022	.039	.025	.015	.022	.015	.009	.007	.005	.003	

C Range: 0 - 360DEG

C Interval: For a lens beam angle of 24°

Test Speed: HIGH

Temperature:77.54 °F

Operators:zoe

Test Date:2024-8-15

γ Range: 0 - 180DEG

γ Interval: 1.0DEG

Test System:EVERFINE GO-SPEX500_V1 SYSTEM V2.00.461

Humidity:65.0%

Test Distance:124.409" [K=1.0000]

Remarks: LAMP:BXRH-30G10T0-G-83 Ra:90

LENS:PM-1084A 24R

NO DRIVER:500mA

30minutes warm-up

UGR(Unified Glare Rating) Table

Test:U:17.659V I:0.5000A P:8.8295W PF:1.0000 Freq:49.99Hz Lamp Flux:1124.6x1 lm											
NAME: CTL-M-1.5-30K-24-RC-FX-TF-OP					TYPE:			WEIGHT:			
SPEC.: 3000K					DIM.:			SERIAL No.: 2408151136			
MFR.: MERCURY LIGHTING					SUR.: 0.001256m2			Shielding Angle:			
ceiling/cavity	0.7	0.7	0.5	0.5	0.3	0.7	0.7	0.5	0.5	0.3	
walls	0.5	0.3	0.5	0.3	0.3	0.5	0.3	0.5	0.3	0.3	
working plane	0.2	0.2	0.2	0.2	0.2	0.2	0.2	0.2	0.2	0.2	
Room dimensions		Viewed crosswise					Viewed endwise				
x = 2H y = 2H	2H	14.2	14.9	14.4	15.1	15.2	14.1	14.8	14.3	15.0	15.1
	3H	14.4	15.0	14.6	15.2	15.4	14.3	14.9	14.5	15.1	15.3
	4H	14.4	15.0	14.7	15.2	15.4	14.3	14.9	14.6	15.2	15.4
	6H	14.4	15.0	14.7	15.2	15.5	14.4	14.9	14.6	15.2	15.4
	8H	14.4	15.0	14.7	15.2	15.5	14.3	14.9	14.6	15.1	15.4
	12H	14.4	14.9	14.7	15.2	15.4	14.3	14.9	14.6	15.1	15.4
4H	2H	14.3	14.9	14.6	15.1	15.3	14.2	14.8	14.5	15.0	15.2
	3H	14.5	15.0	14.8	15.3	15.6	14.4	15.0	14.7	15.2	15.5
	4H	14.6	15.1	14.9	15.4	15.7	14.5	15.0	14.9	15.3	15.6
	6H	14.6	15.0	15.0	15.4	15.7	14.6	15.0	14.9	15.3	15.7
	8H	14.6	15.0	15.0	15.4	15.7	14.6	15.0	15.0	15.3	15.7
	12H	14.6	15.0	15.0	15.3	15.7	14.6	14.9	15.0	15.3	15.7
8H	4H	14.5	14.9	14.9	15.3	15.6	14.5	14.9	14.8	15.2	15.6
	6H	14.6	14.9	15.0	15.3	15.7	14.5	14.9	15.0	15.3	15.7
	8H	14.6	14.9	15.1	15.3	15.8	14.6	14.9	15.0	15.3	15.7
	12H	14.6	14.9	15.1	15.3	15.8	14.6	14.8	15.0	15.3	15.7
12H	4H	14.5	14.8	14.9	15.2	15.6	14.4	14.8	14.8	15.2	15.5
	6H	14.6	14.9	15.0	15.3	15.7	14.5	14.8	14.9	15.2	15.7
	8H	14.6	14.8	15.0	15.3	15.7	14.5	14.8	15.0	15.2	15.7
Variations with the observer position at spacings(CIE Pub.117):											
S = 1.0H	+ 1.1 / - 1.7					+ 1.1 / - 1.7					
1.5H	+ 1.4 / - 1.1					+ 1.2 / - 1.1					
2.0H	+ 2.2 / - 1.9					+ 2.2 / - 1.9					

CIE Pub.117, 1125 lm Total Lamp Luminous Flux Correct (8log(F/F0) = 0.4)
 Area: 0.001256 m2

C Range: 0 - 360DEG	γ Range: 0 - 180DEG
C Interval: For a lens beam angle of 24°	γ Interval: 1.0DEG
Test Speed: HIGH	Test System:EVERFINE GO-SPEX500_V1 SYSTEM V2.00.461
Temperature:77.54°F	Humidity:65.0%
Operators:zoe	Test Distance:124.409" [K=1.0000]
Test Date:2024-8-15	Remarks: LAMP:BXRH-30G10T0-G-83 Ra:90
	LENS:PM-1084A 24R
	NO DRIVER:500mA
	30minutes warm-up

UTILIZATION FACTORS TABLE

Test:U:17.659V I:0.5000A P:8.8295W PF:1.0000 Freq:49.99Hz Lamp Flux:1124.6x1 lm		
NAME: CTL-M-1.5-30K-24-RC-FX-TF-OP	TYPE:	WEIGHT:
SPEC.: 3000K	DIM.:	SERIAL No.: 2408151136
MFR.: MERCURY LIGHTING	SUR.: 0.001256m2	Shielding Angle:

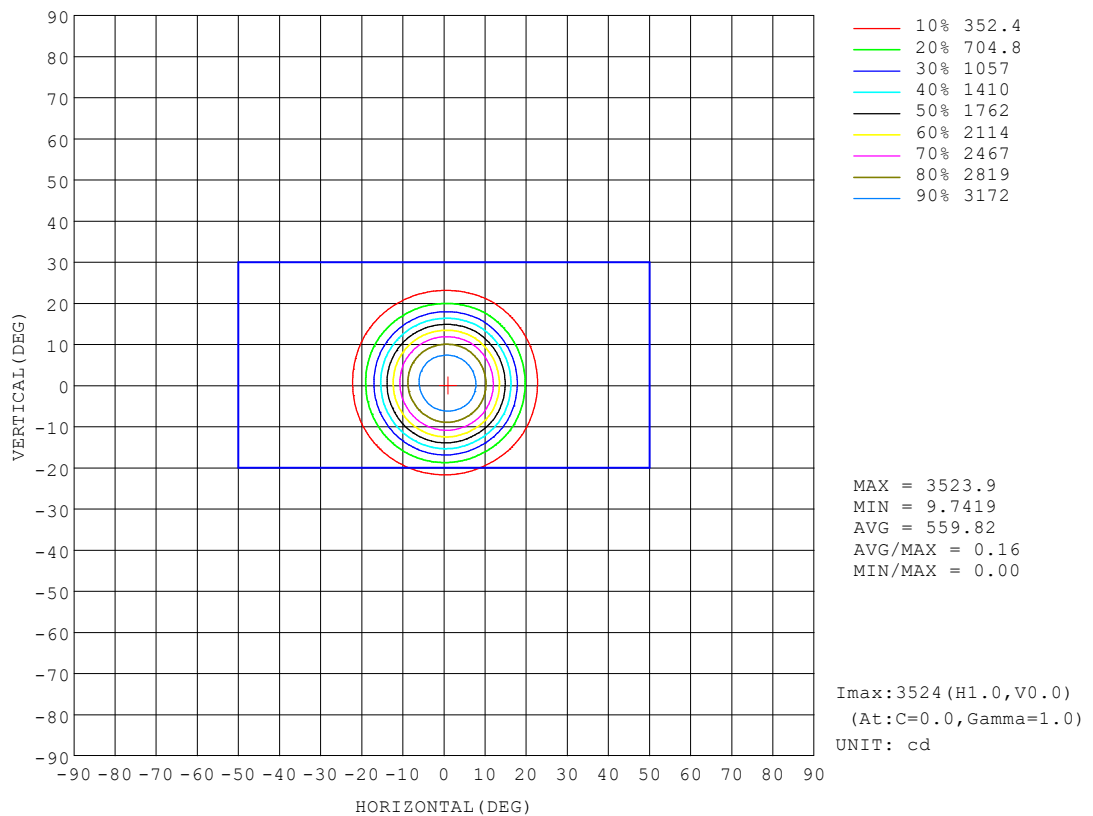
REFLECTANCE										
Ceiling	0.8	0.8	0.8	0.7	0.7	0.7	0.5	0.5	0.5	0
Walls	0.7	0.5	0.3	0.7	0.5	0.3	0.7	0.5	0.3	0
Working plane	0.2	0.2	0.2	0.2	0.2	0.2	0.2	0.2	0.2	0
ROOM INDEX	UTILIZATION FACTORS (PERCENT) $k(RI) \times RCR = 5$									
$k = 0.60$	72	67	64	71	67	64	71	67	64	61
0.80	78	73	70	77	73	70	76	72	70	67
1.00	81	77	74	80	76	74	79	76	73	70
1.25	84	80	77	83	80	77	82	79	76	73
1.50	86	82	80	85	82	80	83	81	79	75
2.00	88	85	82	87	84	82	85	82	81	76
2.50	89	86	84	88	85	83	86	83	82	77
3.00	90	88	86	89	87	85	86	85	83	78
4.00	92	90	88	90	89	87	88	86	85	79
5.00	93	91	90	91	90	89	88	87	86	80
ROOM INDEX	UF(total)									Direct
According to DIN EN 13032-2 2004			Suspended					SHRNOM = 1.25		

C Range: 0 - 360DEG
 C Interval: For a lens beam angle of 24°
 Test Speed: HIGH
 Temperature: 77.54 °F
 Operators: zoe
 Test Date: 2024-8-15

γ Range: 0 - 180DEG
 γ Interval: 1.0DEG
 Test System: EVERFINE GO-SPEX500_V1 SYSTEM V2.00.461
 Humidity: 65.0%
 Test Distance: 124.409" [K=1.0000]
 Remarks: LAMP: BXRH-30G10T0-G-83 Ra:90
 LENS: PM-1084A 24R
 NO DRIVER: 500mA
 30minutes warm-up

ISOCANDELA DIAGRAM

Test:U:17.659V I:0.5000A P:8.8295W PF:1.0000 Freq:49.99Hz Lamp Flux:1124.6x1 lm		
NAME: CTL-M-1.5-30K-24-RC-FX-TF-OP	TYPE:	WEIGHT:
SPEC.: 3000K	DIM.:	SERIAL No.: 2408151136
MFR.: MERCURY LIGHTING	SUR.: 0.001256m2	Shielding Angle:

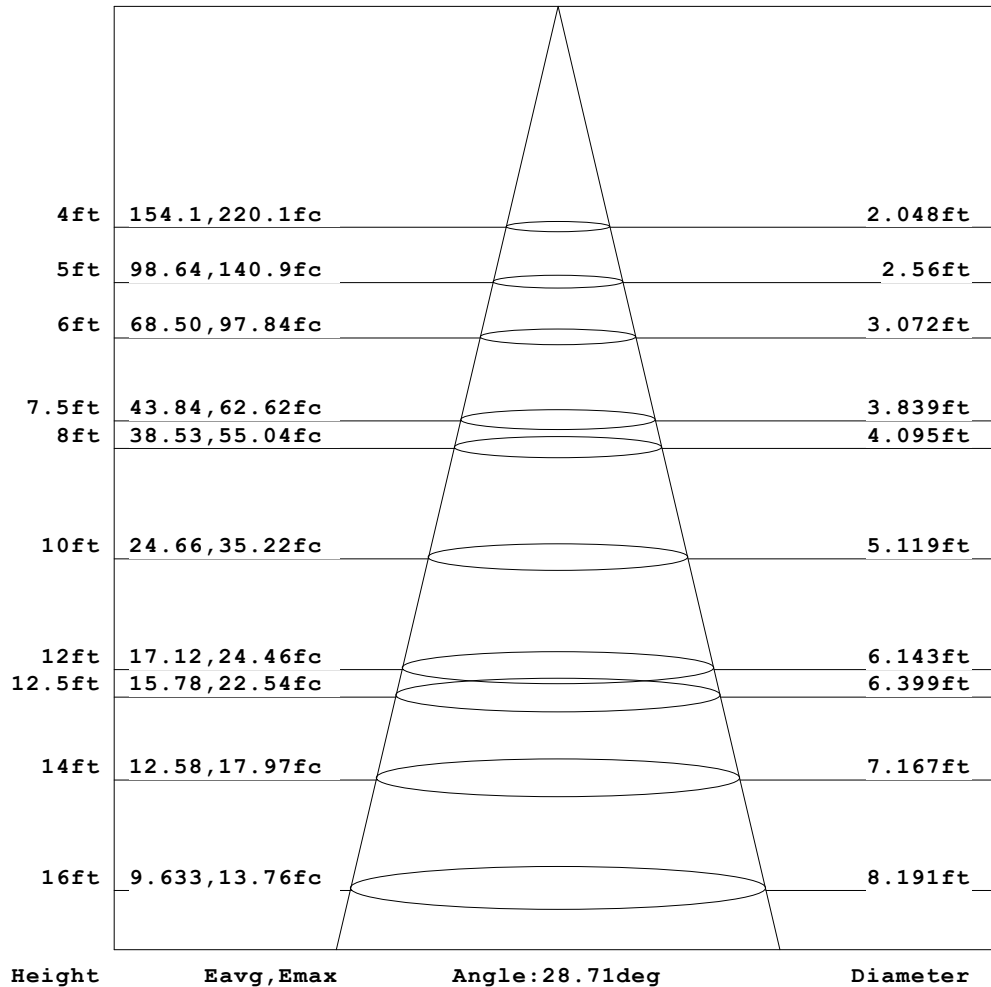


C Range: 0 - 360DEG	γ Range: 0 - 180DEG
C Interval: For a lens beam angle of 24°	γ Interval: 1.0DEG
Test Speed: HIGH	Test System:EVERFINE GO-SPEX500_V1 SYSTEM V2.00.461
Temperature:77.54 °F	Humidity:65.0%
Operators:zoe	Test Distance:124.409" [K=1.0000]
Test Date:2024-8-15	Remarks: LAMP:BXRH-30G10T0-G-83 Ra:90
	LENS:PM-1084A 24R
	NO DRIVER:500mA
	30minutes warm-up

AAI Figure

Test:U:17.659V I:0.5000A P:8.8295W PF:1.0000 Freq:49.99Hz Lamp Flux:1124.6x1 lm		
NAME: CTL-M-1.5-30K-24-RC-FX-TF-OP	TYPE:	WEIGHT:
SPEC.: 3000K	DIM.:	SERIAL No.: 2408151136
MFR.: MERCURY LIGHTING	SUR.: 0.001256m2	Shielding Angle:

Flux out:556.2 lm



Note: The Curves indicate the illuminated area and the average illumination when the luminaire is at different distance.

C Range: 0 - 360DEG

C Interval: For a lens beam angle of 24°

Test Speed: HIGH

Temperature: 77.54 °F

Operators: zoe

Test Date: 2024-8-15

γ Range: 0 - 180DEG

γ Interval: 1.0DEG

Test System: EVERFINE GO-SPEX500_V1 SYSTEM V2.00.461

Humidity: 65.0%

Test Distance: 124.409" [K=1.0000]

Remarks: LAMP: BXRH-30G10T0-G-83 Ra: 90

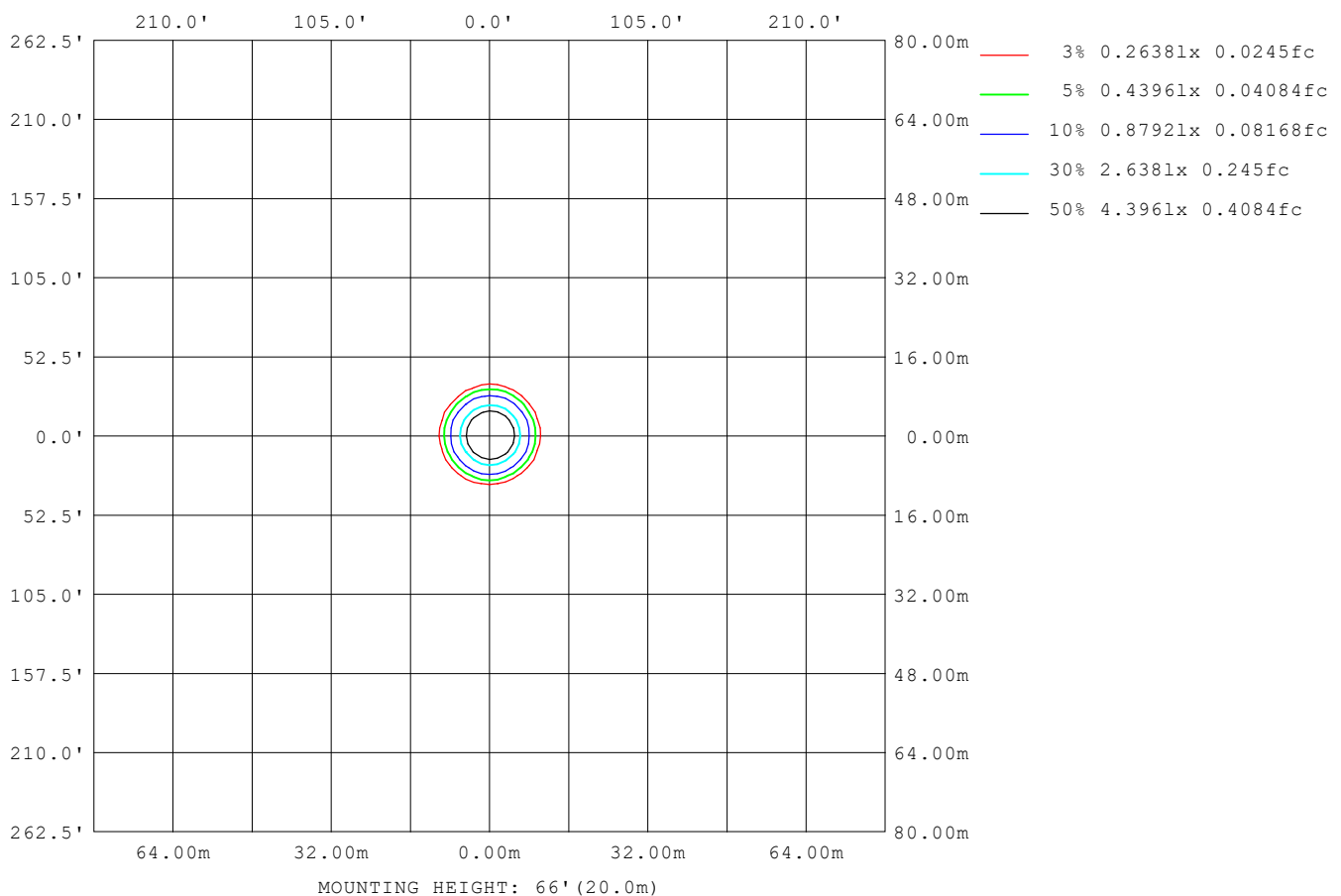
LENS: PM-1084A 24R

NO DRIVER: 500mA

30minutes warm-up

ISOLUX DIAGRAM

Test:U:17.659V I:0.5000A P:8.8295W PF:1.0000 Freq:49.99Hz Lamp Flux:1124.6x1 lm		
NAME: CTL-M-1.5-30K-24-RC-FX-TF-OP	TYPE:	WEIGHT:
SPEC.: 3000K	DIM.:	SERIAL No.: 2408151136
MFR.: MERCURY LIGHTING	SUR.: 0.001256m2	Shielding Angle:



C Range: 0 - 360DEG	γ Range: 0 - 180DEG
C Interval: For a lens beam angle of 24°	γ Interval: 1.0DEG
Test Speed: HIGH	Test System: EVERFINE GO-SPEX500_V1 SYSTEM V2.00.461
Temperature: 77.54° F	Humidity: 65.0%
Operators: zoe	Test Distance: 124.409" [K=1.0000]
Test Date: 2024-8-15	Remarks: LAMP: BXRH-30G10T0-G-83 Ra: 90
	LENS: PM-1084A 24R
	NO DRIVER: 500mA
	30minutes warm-up

LED Avg.L Report

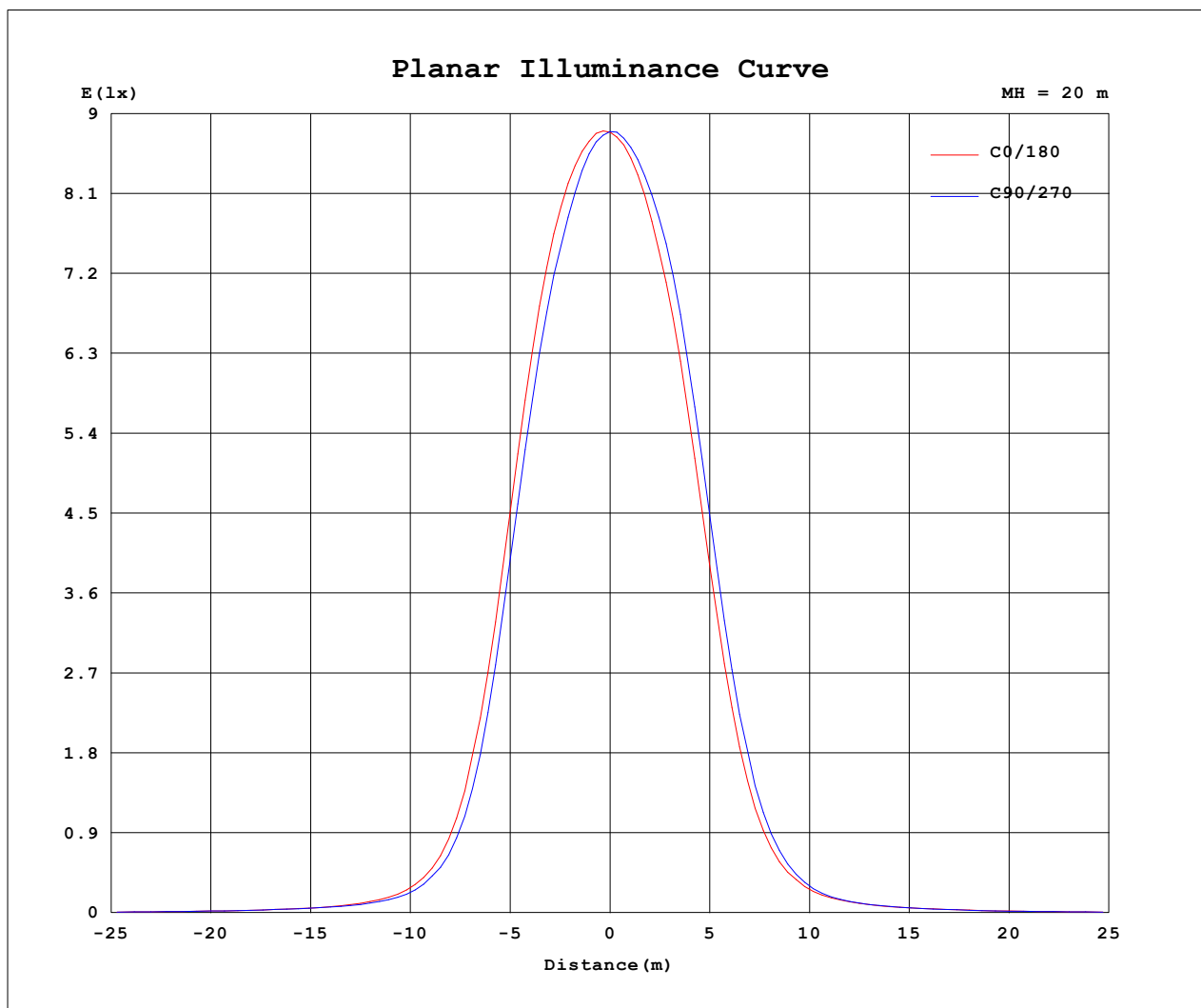
Test:U:17.659V I:0.5000A P:8.8295W PF:1.0000 Freq:49.99Hz Lamp Flux:1124.6x1 lm		
NAME: CTL-M-1.5-30K-24-RC-FX-TF-OP	TYPE:	WEIGHT:
SPEC.: 3000K	DIM.:	SERIAL No.: 2408151136
MFR.: MERCURY LIGHTING	SUR.: 0.001256m2	Shielding Angle:

AvgL	cd/m2
L_0~180 (65) av	8160
L_0~180 (75) av	4731
L_0~180 (85) av	3456
L_90~270 (65) av	8149
L_90~270 (75) av	4759
L_90~270 (85) av	3499
L_45 (65) av	8156
L_45 (75) av	4720
L_45 (85) av	3344

Standard: GB/T 29293-2012

C Range: 0 - 360DEG	γ Range: 0 - 180DEG
C Interval: For a lens beam angle of 24°	γ Interval: 1.0DEG
Test Speed: HIGH	Test System:EVERFINE GO-SPEX500_V1 SYSTEM V2.00.461
Temperature:77.54 °F	Humidity:65.0%
Operators:zoe	Test Distance:124.409" [K=1.0000]
Test Date:2024-8-15	Remarks: LAMP:BXRH-30G10T0-G-83 Ra:90
	LENS:PM-1084A 24R
	NO DRIVER:500mA
	30minutes warm-up

Planar Illuminance Curve



C Range: 0 - 360DEG

C Interval: For a lens beam angle of 24°

Test Speed: HIGH

Temperature: 77.54 °F

Operators: zoe

Test Date: 2024-8-15

γ Range: 0 - 180DEG

γ Interval: 1.0DEG

Test System: EVERFINE GO-SPEX500_V1 SYSTEM V2.00.461

Humidity: 65.0%

Test Distance: 124.409" [K=1.0000]

Remarks: LAMP: BXRH-30G10T0-G-83 Ra: 90

LENS: PM-1084A 24R

NO DRIVER: 500mA

30minutes warm-up

LUMINOUS DISTRIBUTION INTENSITY DATA

Test:U:17.659V I:0.5000A P:8.8295W PF:1.0000 Freq:49.99Hz Lamp Flux:1124.6x1 lm		
NAME: CTL-M-1.5-30K-24-RC-FX-TF-OP	TYPE:	WEIGHT:
SPEC.: 3000K	DIM.:	SERIAL No.: 2408151136
MFR.: MERCURY LIGHTING	SUR.: 0.001256m2	Shielding Angle:

Table--1

UNIT: cd

C (DEG) (DEG)	0	30	60	90	120	150	180	210	240	270	300	330						
0	3518	3518	3518	3518	3518	3518	3518	3518	3518	3518	3518	3518						
5	3406	3391	3334	3281	3261	3242	3271	3308	3335	3357	3382	3403						
10	2863	2801	2700	2638	2583	2555	2605	2689	2759	2821	2880	2880						
15	1733	1666	1544	1501	1445	1439	1490	1574	1654	1723	1804	1770						
20	662	609	536	525	514	533	569	614	651	691	731	694						
25	215	202	174	174	177	186	202	212	226	234	245	228						
30	92.0	82.9	75.1	78.4	83.6	86.7	88.8	91.2	88.6	93.0	100	95.6						
35	50.9	48.4	46.5	48.0	49.6	51.4	52.3	52.5	51.5	52.7	54.7	52.1						
40	33.9	33.7	33.0	33.6	34.7	35.4	35.5	35.4	35.2	34.9	34.8	34.1						
45	23.4	23.8	23.7	23.8	24.2	23.8	23.7	23.7	23.6	23.0	23.1	22.9						
50	16.6	16.8	16.8	16.7	16.4	16.4	16.5	16.4	16.4	16.0	16.1	16.2						
55	11.1	11.1	11.1	11.1	10.7	10.8	10.8	10.8	10.9	10.6	10.5	10.9						
60	7.21	7.28	7.29	7.34	7.23	7.15	7.08	7.07	7.09	7.02	7.01	7.11						
65	4.33	4.41	4.41	4.48	4.45	4.40	4.33	4.28	4.26	4.18	4.18	4.23						
70	2.39	2.42	2.43	2.45	2.44	2.42	2.38	2.35	2.34	2.33	2.34	2.35						
75	1.55	1.56	1.57	1.59	1.57	1.55	1.53	1.50	1.50	1.50	1.51	1.52						
80	0.89	0.90	0.90	0.92	0.90	0.88	0.88	0.85	0.86	0.86	0.86	0.87						
85	0.39	0.38	0.38	0.40	0.38	0.37	0.37	0.35	0.37	0.36	0.36	0.37						
90	0.00	0.00	0.00	0.00	0.00	0.00	0.00	0.00	0.00	0.00	0.00	0.00						
95	0.00	0.00	0.00	0.00	0.00	0.00	0.00	0.00	0.00	0.00	0.00	0.00						
100	0.00	0.00	0.00	0.00	0.00	0.00	0.00	0.00	0.00	0.00	0.00	0.00						
105	0.00	0.00	0.00	0.00	0.00	0.00	0.00	0.00	0.00	0.00	0.00	0.00						
110	0.00	0.00	0.00	0.00	0.00	0.00	0.00	0.00	0.00	0.00	0.00	0.00						
115	0.00	0.00	0.00	0.00	0.00	0.00	0.00	0.00	0.00	0.00	0.00	0.00						
120	0.00	0.00	0.00	0.00	0.00	0.00	0.00	0.00	0.00	0.00	0.00	0.00						
125	0.00	0.00	0.00	0.00	0.00	0.00	0.00	0.00	0.00	0.00	0.00	0.00						
130	0.00	0.00	0.00	0.00	0.00	0.00	0.00	0.00	0.00	0.00	0.00	0.00						
135	0.00	0.00	0.00	0.00	0.00	0.00	0.00	0.00	0.00	0.00	0.00	0.00						
140	0.00	0.00	0.00	0.00	0.00	0.00	0.00	0.00	0.00	0.00	0.00	0.00						
145	0.00	0.00	0.00	0.00	0.00	0.00	0.00	0.00	0.00	0.00	0.00	0.00						
150	0.00	0.00	0.00	0.00	0.00	0.00	0.00	0.00	0.00	0.00	0.00	0.00						
155	0.00	0.00	0.00	0.00	0.00	0.00	0.00	0.00	0.00	0.00	0.00	0.00						
160	0.00	0.00	0.00	0.00	0.00	0.00	0.00	0.00	0.00	0.00	0.00	0.00						
165	0.00	0.00	0.00	0.00	0.00	0.00	0.00	0.00	0.00	0.00	0.00	0.00						
170	0.00	0.00	0.00	0.00	0.00	0.00	0.00	0.00	0.00	0.00	0.00	0.00						
175	0.00	0.00	0.00	0.00	0.00	0.00	0.00	0.00	0.00	0.00	0.00	0.00						
180	0.00	0.00	0.00	0.00	0.00	0.00	0.00	0.00	0.00	0.00	0.00	0.00						

C Range: 0 - 360DEG

C Interval: For a lens beam angle of 24°

Test Speed: HIGH

Temperature: 77.54 °F

Operators: zoe

Test Date: 2024-8-15

γ Range: 0 - 180DEG

γ Interval: 1.0DEG

Test System: EVERFINE GO-SPEX500_V1 SYSTEM V2.00.461

Humidity: 65.0%

Test Distance: 124.409" [K=1.0000]

Remarks: LAMP: BXRH-30G10T0-G-83 Ra: 90

LENS: PM-1084A 24R

NO DRIVER: 500mA

30minutes warm-up